



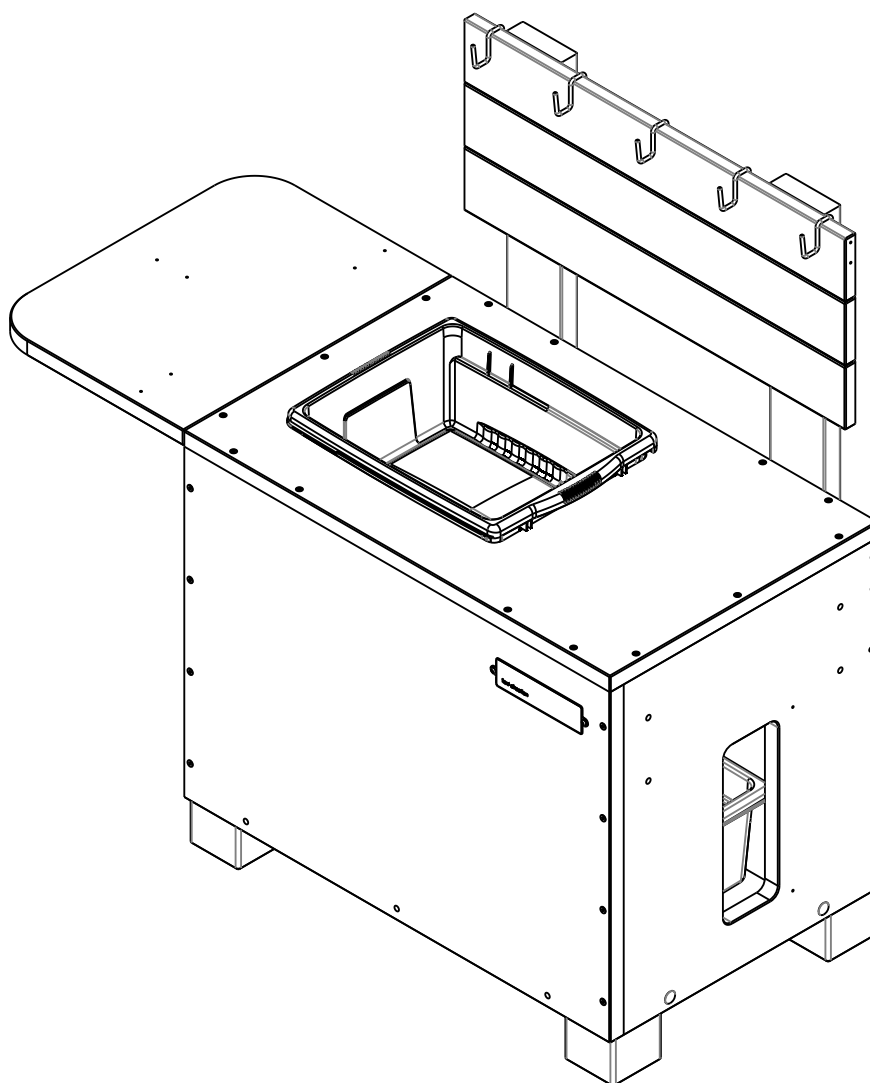
Owners Manual, 2021 Rev A

Check out our other products online at www.copernicused.com

For assistance, please contact us by telephone at **1-800-267-8494** or email at info@copernicused.com.

Have your packing slip ready for reference.

**Outdoor Mud Kitchen
(MK100)**



Customer Service & Warranty Information

Dear Educator,

Thank you for purchasing the Outdoor Mud Kitchen. We hope it meets your expectations and you and your students enjoy using it at your school.

Every day we see and hear stories of teachers going above and beyond to help students thrive. Thank you so much for all you do - you are awesome, and you make a difference.

Thanks for inspiring us.

If you have any questions, concerns or ideas on how we can improve please let us know by contacting our Customer Solutions Ninjas at 1-800-267-8494 or info@copernicused.com.

Happy teaching,

Kaylyn Belcourt, President
kaylyn@copernicused.com



We do not inherit the earth
from our ancestors, we
borrow it from our children.

- NATIVE AMERICAN PROVERB

Change is the end result of all
true learning.

- LEO BUSCAGLIA

What you leave behind is not
what is engraved in stone
monuments, but what is
woven into the lives of others.

- PERICLES

Education is the most
powerful weapon which you
can use to change the world.

- NELSON MANDELA

For missing parts and other issues regarding your product:

Please contact Customer Service, where we will be happy to help.

Telephone: 1-800-267-8494, Monday - Friday 8:00am - 4:30 pm EST

Email: info@copernicused.com

**Need Support?
Have a Question?**



[Email Customer Service](mailto:info@copernicused.com)

**Check out some of our
other great products!**



www.copernicused.com

**Lifetime
Warranty**

Register your Product

Registering your warranty ensures we have all the information we need to make any future warranty claims quick and easy. Please visit www.copernicused.com/warranty and complete the form within 10 business days from product assembly. By registering your product, you will be entered into a draw to win Copernicus product.

Make a Warranty Claim

We offer a Lifetime Warranty on almost everything we make. Please call 1-800-267-8494 or email info@copernicused.com to start your warranty claim. Proof of purchase will be required upon warranty claim (i.e. copy of invoice).

Tips for Assembly

Before You Begin:

- Lay out and identify all of the included parts.
- The hardware has been packed together in one bag
- Read the assembly guide over once to familiarize yourself with them.

As You Assemble the Unit:

- Follow the steps in sequence.
- Before beginning each step, find the part(s) that you need for that step.
- The title of each step states what you will be doing. Review the text and the pictures as you build the unit.

Watch for These Helpful Symbols:



For safety, please have someone help you when working on steps displaying this symbol.



The symbol denotes a step needing extra attention to ensure it is done correctly.



Important Information! Warning!

Please read the warnings below for important safety information regarding your product. Failure to read these warnings or to follow the instructions below could result in personal injury or damage to your product that could void your warranty.



Small Parts

In its unassembled state, this product contains parts that can be hazardous to small children. This product should be assembled by an adult.



Adult Supervision


This product is to be used under the supervision of an adult.

Parts

Before beginning, you should have:

Additional tools required:

Adjustable wrench 2x

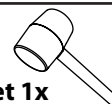


OR

7/8" wrench

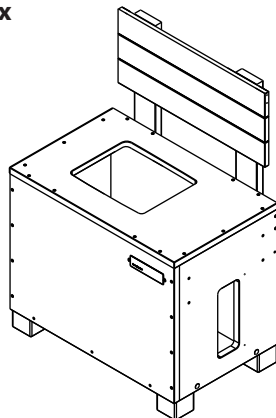


Rubber Mallet 1x

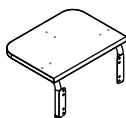


Mk100

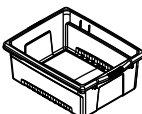
Pre Assembled MK100
1x



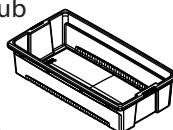
Side Table
1x



Open Tub
(CC4068-ECO-G)
1x



Really Big Tub
(CC4073-B)
1x



S Hook
(31017)
5x



In Box 1

Hardware (Actual Size)

A 5/16"-18 x 1-1/2" Carriage Bolt, Galv.
(43307)
4x



B 5/16 Flat washer x 3/4 OD Galv.
(4301942)
4x



C 5/16 Split Lock Washer, Galv.
(430250)
4x



D 5/16"-18 x Galvanized Nut
(4302143)
4x



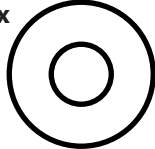
1

Actual Size:

(A) 4x



(B) 4x



(C) 4x



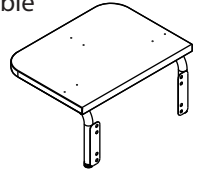
(D) 4x



You will need: (Not to Scale)

Side Table

1x

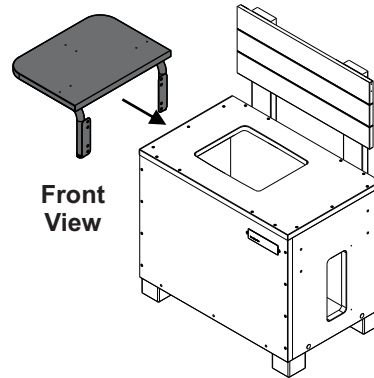
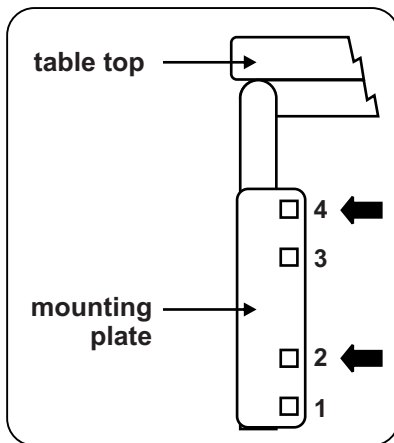


Fasten Side Table onto Mud Kitchen

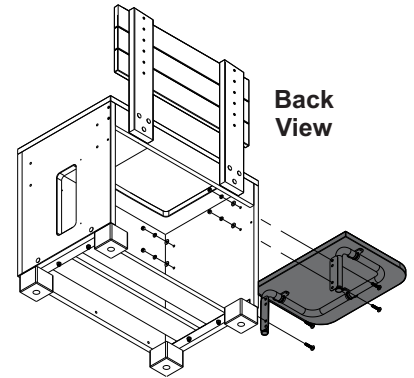
- 1 Insert Carriage Bolts into Side Table Mounting Plates (use hole positions 2 and 4 (see diagram below))

- 2 Fasten Side Table onto cabinet

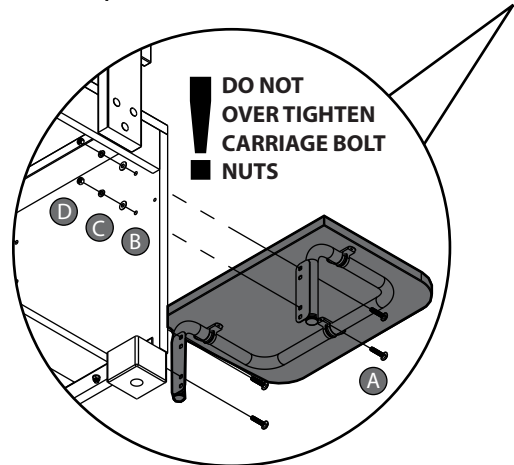
Mounting Plate Diagram



Front View



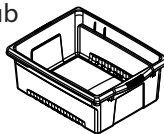
Back View



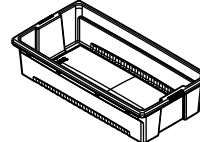
2

You will need: (Not to Scale)

Open Tub 1x



Really Big Tub 1x



S Hook 5x



Install Accessories onto Mud Kitchen

- 1 Insert Open Tub into counter top
- 2 Place Really Big Tub inside cabinet
- 3 Install S Hooks onto Back Board

